



MALE CONCEALABLE SIZING FORM

3120 E. Mission Blvd., Ontario, CA 91761
 Toll Free: 800-347-1200
 Toll Free Fax: 800-366-1669
 Email: customercare.bodyarmor@baesystems.com

PLEASE PRINT

OFFICER'S FULL NAME _____ BADGE NO. _____

DEPARTMENT _____ TELEPHONE NO. () _____

SHIPPING ADDRESS _____

CITY _____ STATE _____ ZIP _____ DISTRIBUTOR'S NAME _____

ORDER INFORMATION

ARMOR MODELS (NIJ-06)

- Xtreme FX01
- Xtreme HP01
- Xtreme XT01
- _____

ARMOR MODELS (NIJ 05 IR)

- Xtreme Force
- Xtreme HP
- Gold
- Bronze
- Silver 6.0
- _____

THREAT TYPE (Level)

- IIA II IIIA

CARRIER STYLE

- Universal AJ
- Universal AJ FRP*
- Universal AJ Polycotton
- Universal AJ Polycotton FRP*

*FRP indicates carrier is equipped with front and rear plate pockets.

COLOR

- Black Navy White
- Olive Brown Tan Gray

COMMENTS: _____

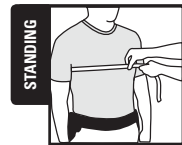
MEASURED BY _____

DATE OF MEASURING _____

To achieve a proper fit, select a front/back panel size. Stay within the same column for all measurements. Record the code in the boxes to achieve a size.

HEIGHT: _____ ft. _____ ins. WEIGHT: _____ lbs.


FRONT PANEL SIZE	FRONT LENGTH	DEFAULT CHEST	BACK PANEL SIZE	BACK LENGTH	TOTAL WAIST	DEFAULT CHEST
		C				C



CHEST

Measure the full chest around the center chest front to determine the front back panel size. Take the chest circumference and convert to a front/back panel size (i.e. S, M, L, 1, 2, 3, 4 or 5).

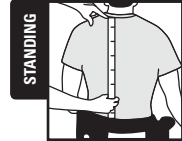
CHEST MEASUREMENT _____ = FRONT/BACK PANEL SIZE _____



FRONT LENGTH

Identify the clavicle notch. Measure from the base of the clavicle notch to the top of the duty belt. Once you have achieved this measurement, subtract 1 inch. Circle the code that corresponds with this measurement.

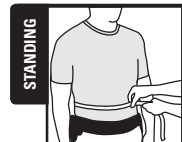
FRONT MEASUREMENT _____ - 1" = FRONT LENGTH _____



BACK LENGTH

Identify the bottom edge of the shirt collar. Measure from the bottom edge of the shirt collar to the top of the duty belt. Once you have achieved this measurement, multiply that measurement by .80 (80%). Circle the code that corresponds with this measurement.

BACK MEASUREMENT _____ X .80 = BACK LENGTH _____



WAIST

Measure the waist at the widest circumference in between the chest and top of duty belt. Add the desired overlap to the waist measurement to achieve "Total Waist" measurement."

- Butt Fit – add 1" to the waist measurement
- 1" Overlap – add 3" to the waist measurement
- 2" Overlap – add 5" to the waist measurement.

WAIST MEASUREMENT _____ + OVERLAP _____ = TOTAL WAIST _____

S		M		L		1		2		3		4		5	
Chest Measurement 34" to 38"		Chest Measurement 38" to 43"		Chest Measurement 43" to 46"		Chest Measurement 46" to 48"		Chest Measurement 48" to 49"		Chest Measurement 50" to 51"		Chest Measurement 52" to 53"		Chest Measurement 54" to 55"	
Inches	Code	Inches	Code	Inches	Code	Inches	Code	Inches	Code	Inches	Code	Inches	Code	Inches	Code
9"	SA	10"	SA	11"	SA	12"	SA	12.5"	SA	13"	SA	13.5"	SA	14"	SA
10"	S	11"	S	12"	S	13"	S	13.5"	S	14"	S	14.5"	S	15"	S
11"	R	12"	R	13"	R	14"	R	14.5"	R	15"	R	15.5"	R	16"	R
12"	L	13"	L	14"	L	15"	L	15.5"	L	16"	L	16.5"	L	17"	L
13"	XA	14"	XA	15"	XA	16"	XA	16.5"	XA	17"	XA	17.5"	XA	18"	XA
14"	X	15"	X	16"	X	17"	X	17.5"	X	18"	X	18.5"	X	19"	X
15"	X1	16"	X1	17"	X1	18"	X1	18.5"	X1	19"	X1	19.5"	X1	20"	X1
11"	SA	12"	SA	13"	SA	14"	SA	14.5"	SA	15"	SA	15.5"	SA	16.5"	SA
12"	S	13"	S	14"	S	15"	S	15.5"	S	16"	S	16.5"	S	17.5"	S
13"	R	14"	R	15"	R	16"	R	16.5"	R	17"	R	17.5"	R	18.5"	R
14"	L	15"	L	16"	L	17"	L	17.5"	L	18"	L	18.5"	L	19.5"	L
15"	XA	16"	XA	17"	XA	18"	XA	18.5"	XA	19"	XA	19.5"	XA	20.5"	XA
16"	X	17"	X	18"	X	19"	X	19.5"	X	20"	X	20.5"	X	21.5"	X
17"	X1	18"	X1	19"	X1	20"	X1	20.5"	X1	21"	X1	21.5"	X1	22.5"	X1
25.5"	SA	29.5"	SA	33.5"	SA	37.5"	SA	41.5"	SA	45.5"	SA	49.5"	SA	53.5"	SA
27.5"	S	31.5"	S	35.5"	S	39.5"	S	43.5"	S	47.5"	S	51.5"	S	55.5"	S
29.5"	R	33.5"	R	37.5"	R	41.5"	R	45.5"	R	49.5"	R	53.5"	R	57.5"	R
31.5"	L	35.5"	L	39.5"	L	43.5"	L	47.5"	L	51.5"	L	55.5"	L	59.5"	L
33.5"	X	37.5"	X	41.5"	X	45.5"	X	49.5"	X	53.5"	X	57.5"	X	61.5"	X
35.5"	X1	39.5"	X1	43.5"	X1	47.5"	X1	51.5"	X1	55.5"	X1	59.5"	X1	63.5"	X1
37.5"	X2	41.5"	X2	45.5"	X2	49.5"	X2	53.5"	X2	57.5"	X2	61.5"	X2	65.5"	X2



MULTIPLE ORDER FORM - MALE SIZING VEST

3120 E. Mission Blvd., Ontario, CA 91761
 Toll Free: 800-347-1200
 Toll Free Fax: 800-366-1669
 Email: customer care.bodyarmor@baesystems.com

GENERAL INFORMATION

Agency: _____
 Vest Model: _____ Carrier Style: _____
 Threat Type (Level) _____ Carrier Color: _____
 Distributor: _____
 Measured By: _____ Date of Measure: _____

	NAME	HGT	WGT	FRONT PANEL	FRONT LENGTH	DEFAULT C	BACK PANEL	BACK LENGTH	TOTAL WAIST	DEFAULT C	SIZE
1)						C				C	C
2)						C				C	C
3)						C				C	C
4)						C				C	C
5)						C				C	C
6)						C				C	C
7)						C				C	C
8)						C				C	C
9)						C				C	C
10)						C				C	C
11)						C				C	C
12)						C				C	C
13)						C				C	C
14)						C				C	C
15)						C				C	C
16)						C				C	C
17)						C				C	C
18)						C				C	C
19)						C				C	C
20)						C				C	C